

Doc M Contour 21+ Close Coupled Pack RH

ILLUSTRATED

**S0684** Doc M Contour 21+ close coupled right hand corner pack, WC pan, water saving delay fill cistern with spatula lever, grab rails, hinged support rail with toilet roll holder, seat no cover with retaining buffers, copper tails on TMV3 mixer tap

ILLUSTRATED PRODUCT DETAILS

Weights

**S0684** 69.65 KG

Materials

**S0684** Mixed Material


Finishes

**S0684**  White (AC)


Capacity

**S0684** 5 litres


FINISH OPTIONS




(AC) White




(LI) Blue



(LI) Grey



(MY) Stainless Steel  
finish



(RN) Charcoal

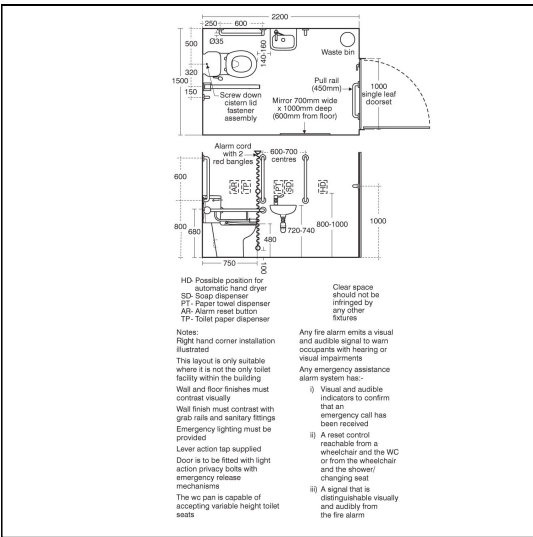
Standards

Vitreous china to BS 3402

BS 8300 compliant

Special Notes

Doc M packs are available both right and left hand corner arrangement, the washbasin in the pack is handed so the tap is positioned closest to the seated user. Supplied with layout drawings, detailing the fixing positions necessary for Doc M compliance



ACCREDITATIONS



FEATURES

