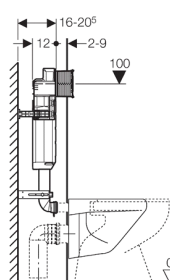
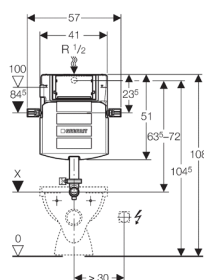


Geberit Sigma concealed cistern 12 cm, 6 / 3 litres



Application purpose

- For drywall construction
- For installation in part- or room-height prewall installations
- For installation in room-height installation walls
- For floor-standing WCs

Characteristics

- Concealed cistern with front actuation
- Concealed cistern fully insulated against condensation
- Cistern fulfils standard requirements in accordance with EN 14055, Class II
- Immediate post flush possible with factory setting
- Flush bend fitted
- Tool-free installation and maintenance work on concealed cistern
- Water supply connection on the rear or top centre
- Protection cover box for service opening protects against moisture and dirt
- Protection box for service opening can be cut to length

Technical data

Flow pressure	0.1–10 bar
Maximum operating temperature, water	25 °C
Flush volume, factory setting	5.8 and 3 l
Flush volume small, adjustment range	3–4 l


Scope of delivery

- Water supply connection R 1/2", compatible with MeplaFix, with integrated angle stop valve and hand wheel
- Protection box for service opening
- Flush bend 90°
- Fastening for flush bend
- Protection plug
- Cup for flush volume reduction 4.0 / 2.6 l
- 2 slotted flat irons
- 2 fixing brackets
- Fastening material

Article

Art. no.

109.309.00.5

-  Flush valve features settings to enable either a 6 l and 3 l flush or a 4.5 l and 3 l flush. Note: must be used with pans designed for low volume flush.