



MONTERREY - 600 / 800 / 1000 / 1200 - wall-hung unit 1 drawer without pipe cut out.



Finishes



Interior



Technical information

Front Panels (e=19 mm):

- Gloss white, Gloss grey: MDF board lacquered with High Gloss UV polyester paint.
- Natural, Bahia, Sbiancato, African oak, Alsacia: MDF board PVC coated with 3D foil wrapping technology.

Side Panels (e=16mm):

- Gloss white, Gloss grey: laminated particle board lacquered with high gloss UV polyester paint.
- Natural, Bahia, Sbiancato, African oak, Alsacia: laminated particle board. PVC edging "Testa" design with PUR glue.

Internal Structure Panels (e=16mm): Laminated particle board on neutral design / Carbon TX.

*All panels used in the manufacture of this unit are classed as E-1 grade with low level of formaldehyde content.

*Trim varies according to design: PVC, ABS (edged with PUR glue)

Fittings

Handle: Heavy duty hanger with three independent adjustments accessible from the front. Load capacity of 70Kg.

Drawers: metallic drawer exclusively design "Carbon TX" highend hidden runners with total extraction, soft close and Side and height adjustment. Maximum load capacity: 30 kgs.

Compatible Washbasins

Wash basins available

600 / 800 / 1000 / 1200 : Iberia, Sofia, Constanza, Toscana, Veneto, Escocia, Vilna.

Top basins with counter top

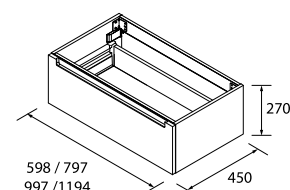
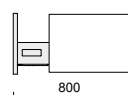
Ellen, Verila, Seduction, Kandy, Altiro, Nesla, Tento, Varmega, Lokum, Bulkan.

Packaging dimensions and weight

	600	800	1000	1200
Lenght mm.	628	828	1028	1228
Depth mm.	486			
Height mm.	311			
Net weight Kg.	9,3	12,4	15,5	15,9
GrossweightKg	12,3	15,1	17,9	18,5

Dimensions

Open drawer



Vanity dimensions

It is necessary to assemble a drawer to be able to combine with integrated sinks and to place them. Drawer organizer included.

